

Scaled data based on original data using
LM-79-08 Approved Method: Electrical and Photometric Measurements of Solid-
State Lighting Products

Test Report Prepared for
Cooper Lighting Solutions
(formerly Eaton)

Brand: INVUE

Report Number: P675431

Luminaire Tested: **CCW-SA-2E-750-U-SL2**

Issue Date: 04/25/2023



Test Information

Test Method: LM-79-08
Report Number: P675431
Test Lab: INNOVATION CENTER(G1)
Issue Date: 04/25/2023
Manufacturer: COOPER LIGHTING SOLUTIONS (FORMERLY EATON)
Product Line: INVUE
Catalog Number: CCW-SA-2E-750-U-SL2
Description: INVUE CLEAR CURVE Wall Pack MOUNT LIGHT SQUARE LUMINAIRE @1050mA w/
SL2 distribution lens
Light Source: (32) 5000K CCT, 70 CRI LEDs
Ballast/Driver: ELECTRONIC DRIVER

Summary

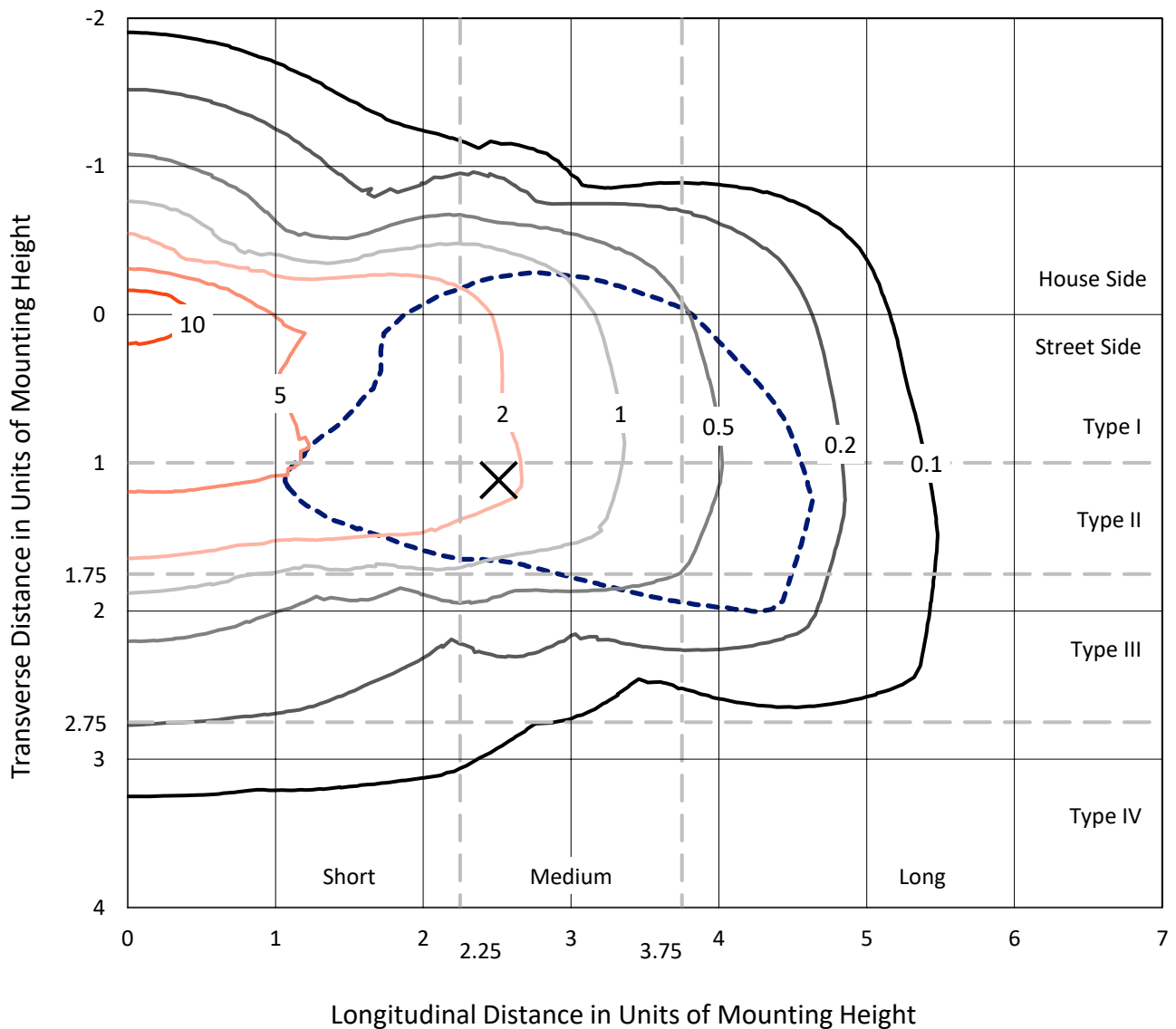
Lumens per Lamp: N/A
Luminaire Lumens: 13842 lumens
Efficiency: N/A
Efficacy: 129.8 lumens/watt
Luminous Opening: Rectangular (W 1' x L: 1' x H: 0')
IES Classification: Type III - Medium
BUG Rating: B3 - U0 - G3

Input Watts (W): 106.6
Input Voltage (V): 120
Input Current (Ain): NR
Voltage Rise (V): NR
Power Factor: NR
Total Harmonic Distortion (THDi): NR
Frequency (hertz): 60
Stabilization Time: NR
Operation Time: NR
Ambient Temperature (°C): NR
Test Distance: 25 FT

REPORT NUMBER: P675431
 CATALOG NUMBER: CCW-SA-2E-750-U-SL2

Iso-Footcandle Lines of Horizontal Illumination

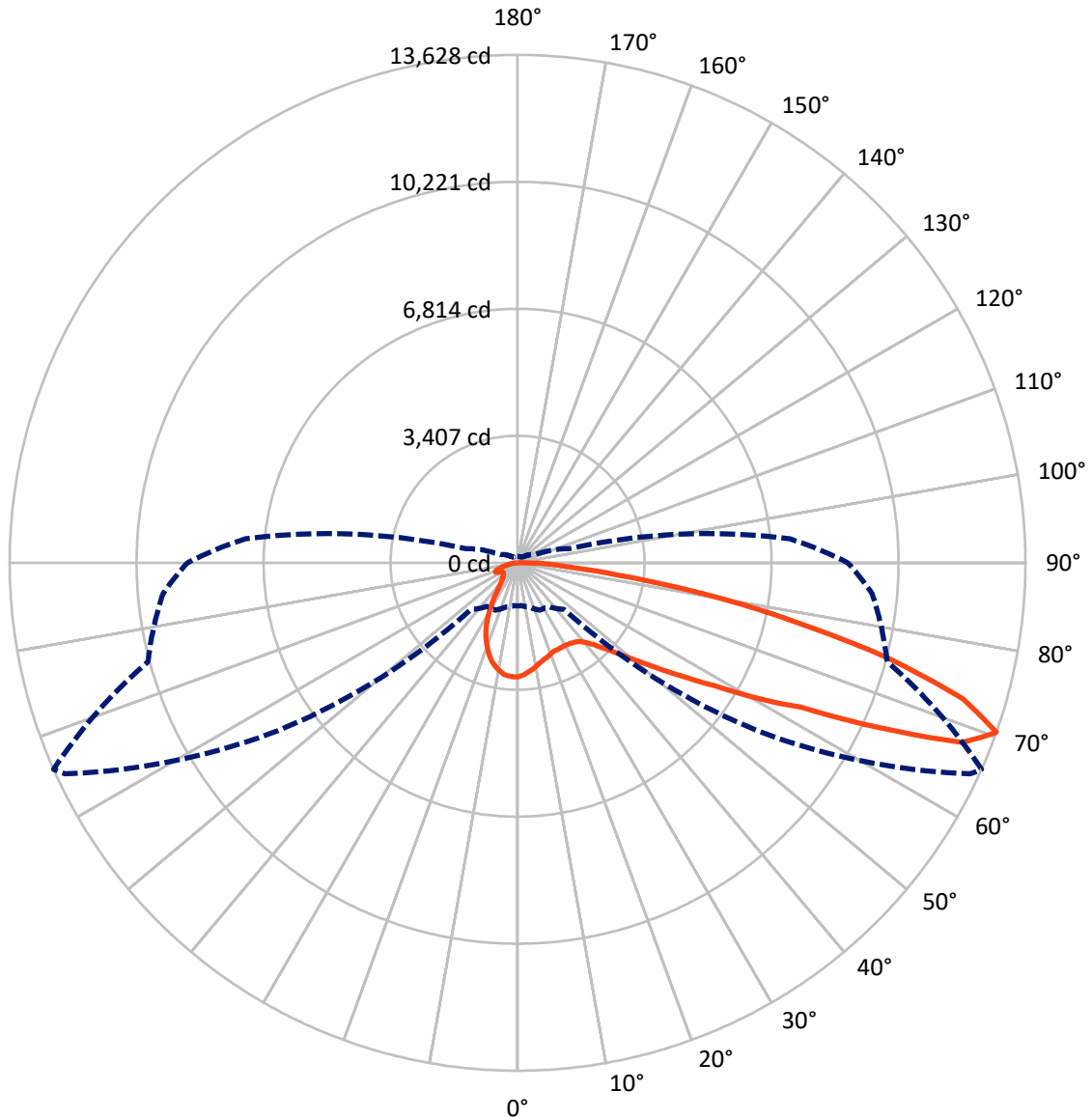
× Max cd
 - - - 1/2 Max cd



Based on 15 foot mounting height. Maximum calculated value = 13.6 fc
 Type III - Medium - N/A

REPORT NUMBER: P675431
CATALOG NUMBER: CCW-SA-2E-750-U-SL2

Luminous Intensity Polar Plot



— Vertical Plane Through 66-Deg Lateral - - - Horizontal Cone Through 70-Deg Vertical

REPORT NUMBER: P675431
 CATALOG NUMBER: CCW-SA-2E-750-U-SL2

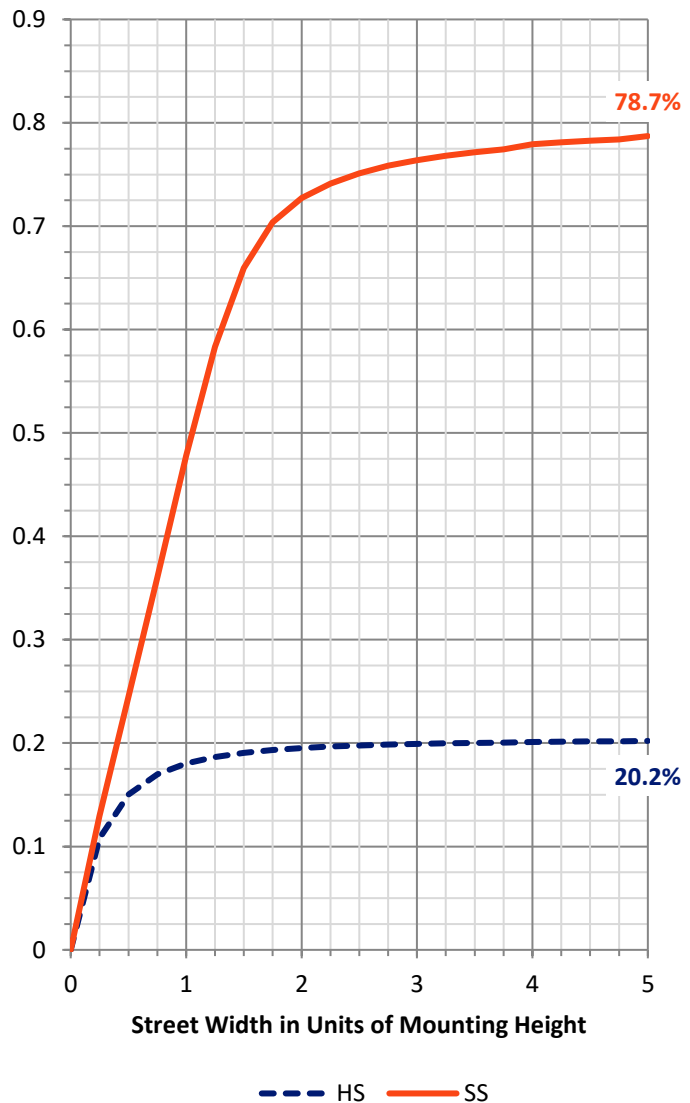
FLUX DISTRIBUTION:

		Downward	Upward	Total
House Side	Lumens	2833.3	0.0	2833.3
	% Fixture	20.5	0.0	20.5
Street Side	Lumens	11008.7	0.0	11008.7
	% Fixture	79.5	0.0	79.5
Total	Lumens	13842.0	0.0	13842.0
	% Fixture	100.0	0.0	100.0

Coefficient of Utilization

ZONAL LUMENS:

Zone	Lumens	% Fixture
0°-10°	270.4	2.0
10°-20°	665.7	4.8
20°-30°	914.2	6.6
30°-40°	1225.7	8.9
40°-50°	1778.4	12.8
50°-60°	2703.2	19.5
60°-70°	3338.6	24.1
70°-80°	2482.7	17.9
80°-90°	463.1	3.3
90°-100°	0.0	0.0
100°-110°	0.0	0.0
110°-120°	0.0	0.0
120°-130°	0.0	0.0
130°-140°	0.0	0.0
140°-150°	0.0	0.0
150°-160°	0.0	0.0
160°-170°	0.0	0.0
170°-180°	0.0	0.0
0°-90°	13842.0	100.0
0°-180°	13842.0	100.0

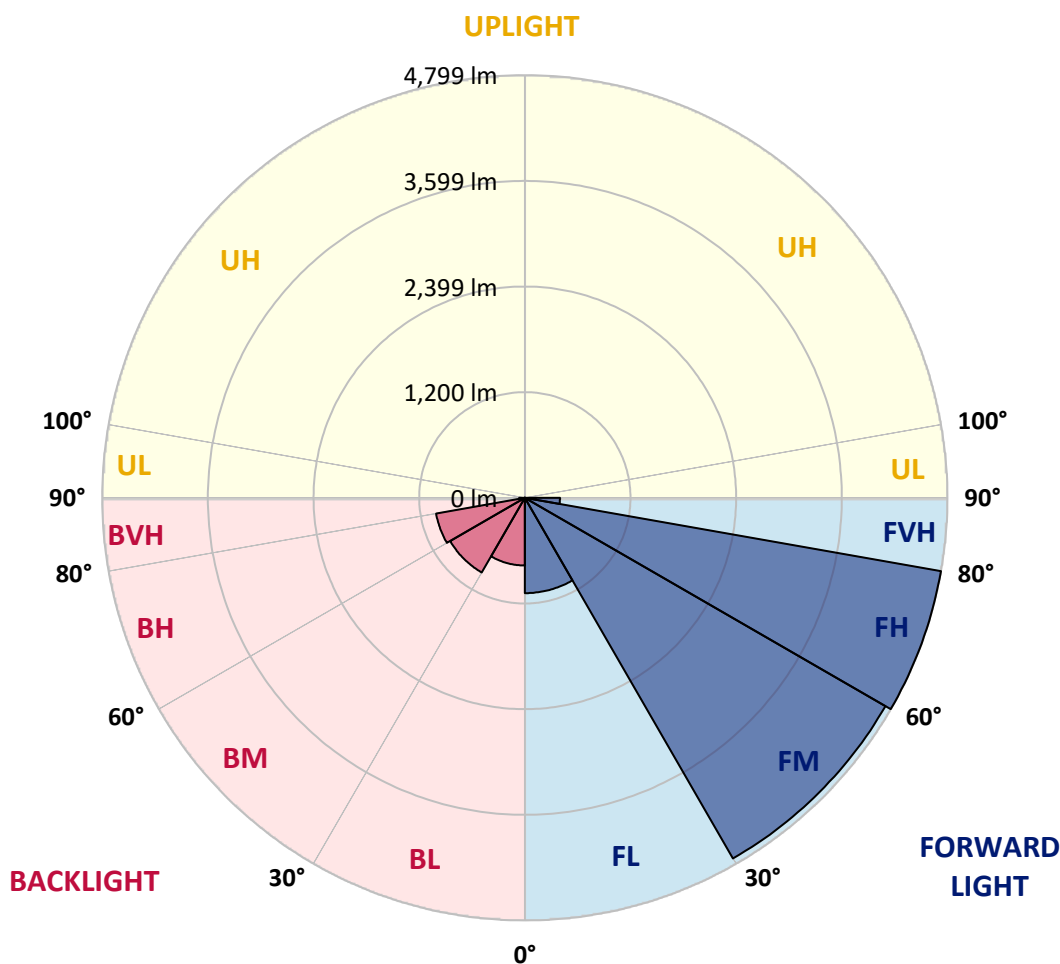


REPORT NUMBER: P675431
 CATALOG NUMBER: CCW-SA-2E-750-U-SL2

LUMINAIRE CLASSIFICATION SYSTEM LUMEN TABLE AND BUG RATING:

Zone	Lumens	% Fixture	Zone Rating/Lumen Limit		
			B	U	G
FL (0°-30°)	1082.4	7.8			
FM (30°-60°)	4728.6	34.2			
FH (60°-80°)	4798.5	34.7			G2/5000
FVH (80°-90°)	399.2	2.9			G3/500
BL (0°-30°)	767.9	5.5	B2/1000		
BM (30°-60°)	978.7	7.1	B1/1000		
BH (60°-80°)	1022.8	7.4	B3/2500		G3/2500
BVH (80°-90°)	63.9	0.5			G1/100
UL (90°-100°)	0.0	0.0		U0/0	
UH (100°-180°)	0.0	0.0		U0/0	

BUG Rating: B3-U0-G3
 Type III Medium





REPORT NUMBER: P675431

CATALOG NUMBER: CCW-SA-2E-750-U-SL2

CANDELA DISTRIBUTION (FULL):

	0°	5°	15°	25°	35°	45°	55°	65°	66°	75°	85°
0°	3058.1	3058.1	3058.1	3058.1	3058.1	3058.1	3058.1	3058.1	3058.1	3058.1	3058.1
2.5°	2908.8	2924.3	2929.4	2939.7	2965.4	2986.0	3016.9	3032.4	3016.9	3037.5	3037.5
5°	2708.0	2687.4	2738.9	2759.5	2790.4	2831.6	2903.7	2960.3	2944.9	3006.6	3058.1
7.5°	2538.1	2538.1	2553.6	2599.9	2636.0	2697.7	2775.0	2862.5	2888.2	2970.6	3047.8
10°	2383.7	2404.3	2404.3	2476.4	2496.9	2569.0	2697.7	2805.8	2811.0	2950.0	3058.1
12.5°	2301.3	2291.0	2342.5	2363.1	2424.9	2496.9	2599.9	2733.8	2738.9	2888.2	3037.5
15°	2234.4	2244.7	2270.4	2321.9	2378.5	2435.2	2533.0	2656.5	2682.3	2857.3	3027.2
17.5°	2239.5	2244.7	2244.7	2280.7	2327.1	2394.0	2486.7	2630.8	2646.3	2816.1	3011.8
20°	2270.4	2249.8	2265.3	2280.7	2311.6	2373.4	2450.6	2574.2	2589.6	2811.0	3047.8
22.5°	2337.4	2321.9	2316.8	2311.6	2306.5	2342.5	2440.3	2543.3	2558.7	2785.3	3063.3
25°	2445.5	2440.3	2404.3	2368.2	2342.5	2342.5	2419.7	2569.0	2563.9	2785.3	3073.6
27.5°	2574.2	2574.2	2569.0	2502.1	2424.9	2383.7	2435.2	2558.7	2553.6	2785.3	3099.3
30°	2749.2	2749.2	2733.8	2672.0	2533.0	2414.6	2445.5	2548.4	2563.9	2764.7	3078.7
32.5°	2939.7	2934.6	2950.0	2893.4	2749.2	2558.7	2507.2	2569.0	2584.5	2785.3	3083.9
35°	3078.7	3109.6	3161.1	3109.6	2965.4	2708.0	2594.8	2610.2	2620.5	2790.4	3104.5
37.5°	3238.3	3274.3	3346.4	3387.6	3233.2	2934.6	2733.8	2677.1	2677.1	2857.3	3109.6
40°	3470.0	3433.9	3557.5	3629.6	3567.8	3212.6	2950.0	2800.7	2805.8	2944.9	3176.5
42.5°	3639.9	3675.9	3804.6	3933.3	3856.1	3552.4	3186.8	3001.5	3001.5	3073.6	3279.5
45°	3830.4	3871.6	4051.7	4206.2	4262.8	3959.1	3511.2	3289.8	3279.5	3325.8	3464.8
47.5°	4041.5	4098.1	4304.0	4484.2	4633.5	4381.2	3928.2	3639.9	3634.7	3670.8	3773.7
50°	4283.4	4304.0	4473.9	4803.4	5102.0	4942.4	4437.9	4134.1	4108.4	4123.8	4262.8
52.5°	4355.5	4340.1	4535.7	4890.9	5436.7	5627.1	5132.9	4695.3	4685.0	4649.0	4829.2
55°	4092.9	4144.4	4334.9	4788.0	5709.5	6435.4	5894.9	5462.4	5369.7	5271.9	5488.1
57.5°	3567.8	3573.0	3789.2	4324.6	5498.4	7104.7	7187.1	6214.1	6219.2	5956.6	6203.8
60°	2775.0	2759.5	2929.4	3413.4	4896.1	7310.7	8597.7	7413.6	7362.1	6641.4	6867.9
62.5°	2002.7	1971.8	2007.9	2291.0	3660.5	6996.6	9982.6	8757.3	8541.1	7341.5	7516.6
65°	1647.5	1662.9	1678.4	1693.8	2054.2	5771.3	10410.0	10950.5	10662.2	8160.1	8232.2
67.5°	1364.3	1374.6	1441.5	1534.2	1523.9	3408.2	9915.7	12979.0	12870.9	9174.4	8850.0
70°	1158.4	1153.2	1230.5	1400.4	1426.1	1771.0	7851.2	13396.0	13627.7	10265.8	9550.2
72.5°	926.7	937.0	1003.9	1230.5	1400.4	1493.0	4520.2	12500.2	12495.0	11105.0	9174.4
75°	664.1	664.1	756.8	1019.4	1354.0	1477.6	2502.1	10147.4	10337.9	10435.7	7959.3
77.5°	437.6	458.2	530.3	762.0	1271.6	1446.7	1585.7	7377.6	7614.4	7804.9	6090.5
80°	298.6	308.9	355.2	530.3	1076.0	1457.0	1297.4	4963.0	5055.7	4309.2	2471.2
82.5°	180.2	185.3	236.8	370.7	772.3	1384.9	1220.2	2738.9	2682.3	1302.5	710.5
85°	97.8	103.0	149.3	247.1	509.7	1209.9	1199.6	1343.7	1251.0	478.8	298.6
87.5°	36.0	36.0	66.9	123.6	293.5	828.9	1045.1	798.0	746.5	242.0	139.0
90°	0.0	0.0	0.0	0.0	0.0	0.0	0.0	0.0	0.0	0.0	0.0



REPORT NUMBER: P675431

CATALOG NUMBER: CCW-SA-2E-750-U-SL2

CANDELA DISTRIBUTION (continued):

	90°	95°	105°	115°	125°	135°	145°	155°	165°	175°	180°
0°	3058.1	3058.1	3058.1	3058.1	3058.1	3058.1	3058.1	3058.1	3058.1	3058.1	3058.1
2.5°	3063.3	3063.3	3063.3	3063.3	3058.1	3037.5	3053.0	3047.8	3016.9	3022.1	3001.5
5°	3053.0	3078.7	3063.3	3042.7	3016.9	2955.2	2934.6	2919.1	2877.9	2862.5	2877.9
7.5°	3078.7	3058.1	3047.8	3011.8	2908.8	2852.2	2780.1	2692.6	2630.8	2615.4	2630.8
10°	3073.6	3073.6	3027.2	2924.3	2826.4	2661.7	2569.0	2414.6	2327.1	2301.3	2306.5
12.5°	3053.0	3068.4	2996.3	2831.6	2646.3	2445.5	2275.6	2110.8	1956.4	1894.6	1884.3
15°	3073.6	3058.1	2929.4	2718.3	2460.9	2182.9	1935.8	1693.8	1549.7	1457.0	1436.4
17.5°	3042.7	3027.2	2841.9	2563.9	2218.9	1863.7	1554.8	1292.2	1148.1	1112.0	1112.0
20°	3078.7	2980.9	2738.9	2378.5	1966.7	1513.6	1163.5	967.9	931.9	931.9	942.1
22.5°	3073.6	2970.6	2651.4	2198.3	1662.9	1142.9	864.9	808.3	813.4	854.6	849.5
25°	3042.7	2950.0	2527.8	1997.6	1343.7	859.8	715.6	700.2	736.2	782.5	777.4
27.5°	3037.5	2893.4	2414.6	1760.7	1024.5	679.6	623.0	623.0	659.0	700.2	695.0
30°	3006.6	2847.0	2275.6	1493.0	772.3	592.1	571.5	571.5	586.9	607.5	607.5
32.5°	3001.5	2785.3	2121.1	1215.0	617.8	535.4	525.1	530.3	530.3	540.6	535.4
35°	2960.3	2702.9	1961.5	942.1	535.4	504.5	494.2	489.1	489.1	483.9	483.9
37.5°	2944.9	2651.4	1796.8	731.1	499.4	478.8	468.5	453.1	447.9	447.9	442.8
40°	2960.3	2599.9	1637.2	592.1	468.5	458.2	442.8	422.2	417.0	417.0	417.0
42.5°	3016.9	2594.8	1472.4	514.8	453.1	437.6	417.0	396.4	391.3	396.4	391.3
45°	3145.6	2636.0	1312.8	478.8	432.5	417.0	391.3	375.8	370.7	375.8	375.8
47.5°	3356.7	2749.2	1168.7	458.2	417.0	396.4	370.7	355.2	355.2	355.2	355.2
50°	3706.8	2965.4	1029.7	442.8	406.7	381.0	355.2	334.6	329.5	329.5	334.6
52.5°	4231.9	3336.1	916.4	432.5	391.3	360.4	334.6	319.2	308.9	303.8	308.9
55°	4865.2	3876.7	880.4	422.2	370.7	344.9	319.2	298.6	288.3	288.3	283.2
57.5°	5544.8	4473.9	942.1	411.9	355.2	324.3	298.6	278.0	267.7	262.6	262.6
60°	6281.0	5179.2	1168.7	406.7	339.8	303.8	278.0	262.6	247.1	242.0	242.0
62.5°	6950.3	5817.6	1575.4	401.6	329.5	283.2	257.4	236.8	226.5	221.4	221.4
65°	7712.2	6528.1	1971.8	422.2	324.3	267.7	236.8	216.2	205.9	200.8	200.8
67.5°	8376.4	7145.9	2203.5	473.6	339.8	247.1	211.1	195.6	190.5	185.3	185.3
70°	8860.3	7336.4	1477.6	520.0	365.5	231.7	190.5	180.2	169.9	169.9	169.9
72.5°	8211.6	6548.7	875.2	489.1	344.9	216.2	169.9	159.6	154.5	154.5	149.3
75°	7022.3	5575.7	674.4	396.4	278.0	185.3	149.3	139.0	133.9	133.9	128.7
77.5°	5184.4	3995.1	499.4	314.0	216.2	149.3	128.7	123.6	118.4	113.3	113.3
80°	2028.4	1750.4	339.8	231.7	159.6	118.4	108.1	103.0	97.8	92.7	92.7
82.5°	628.1	530.3	195.6	154.5	113.3	92.7	87.5	82.4	77.2	72.1	72.1
85°	272.9	262.6	128.7	97.8	77.2	61.8	61.8	56.6	51.5	46.3	46.3
87.5°	133.9	128.7	72.1	46.3	41.2	30.9	30.9	25.7	20.6	20.6	20.6
90°	0.0	0.0	0.0	0.0	0.0	0.0	0.0	0.0	0.0	0.0	0.0

(END OF REPORT)